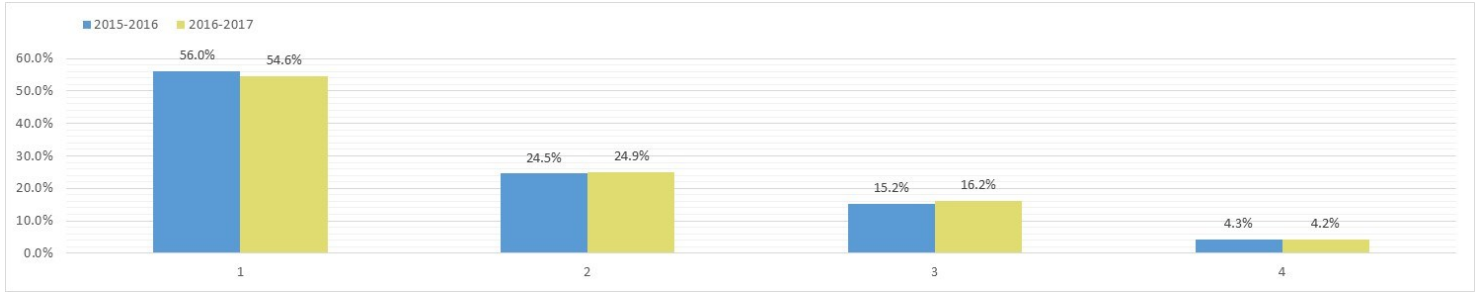


# VI TERRITORY GRADES 3-8 & 11 ELA ASSESSMENT DATA

The grades 3-8 and 11 English Language Arts (ELA) and mathematics assessments measure the higher learning standards that were adopted by the Virgin Islands Department of Education in 2013, which more accurately reflect students' progress toward college and career readiness. Data are available statewide and at the county, district, and school level.

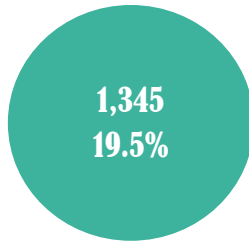
## 2015-2016

## 2016-2017



### ALL STUDENTS

### PROFICIENT



TOTAL TESTED: 6,902

#### LEVEL 1

3,866 56.0%

#### LEVEL 2

1,691 24.5%

#### LEVEL 3

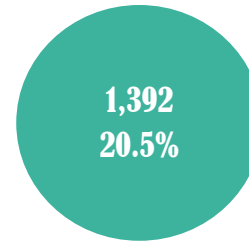
1,048 15.2%

#### LEVEL 4

297 4.3%

### ALL STUDENTS

### PROFICIENT



TOTAL TESTED: 6,803

#### LEVEL 1

3,714 54.6%

#### LEVEL 2

1,697 24.9%

#### LEVEL 3

1,104 16.2%

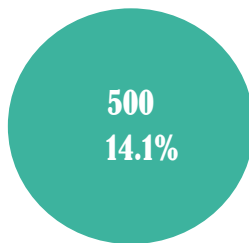
#### LEVEL 4

288 4.2%

## BY GENDER

### MALE

### PROFICIENT



TOTAL TESTED: 3,546

#### LEVEL 1

2,272 64.1%

#### LEVEL 2

744 21.8%

#### LEVEL 3

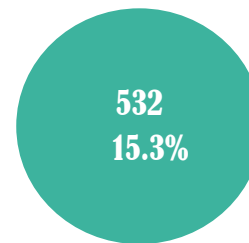
386 10.9%

#### LEVEL 4

114 3.2%

### MALE

### PROFICIENT



TOTAL TESTED: 3,466

#### LEVEL 1

2,164 62.4%

#### LEVEL 2

770 22.2%

#### LEVEL 3

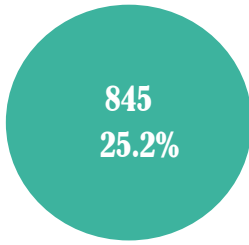
424 12.2%

#### LEVEL 4

108 3.1%

FEMALE

**PROFICIENT**



TOTAL TESTED: 3,356

LEVEL 1

LEVEL 2

1,594	47.5%	917	27.3%
-------	-------	-----	-------

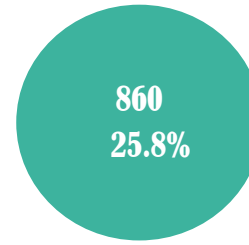
LEVEL 3

LEVEL 4

662	19.7%	183	5.5%
-----	-------	-----	------

FEMALE

**PROFICIENT**



TOTAL TESTED: 3,337

LEVEL 1

LEVEL 2

1,550	46.4%	927	27.8%
-------	-------	-----	-------

LEVEL 3

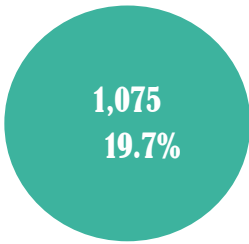
LEVEL 4

680	20.4%	180	5.4%
-----	-------	-----	------

**BY ETHNICITY**

BLACK OR AFRICAN AMERICAN

**PROFICIENT**



TOTAL TESTED: 5,449

LEVEL 1

LEVEL 2

3,023	55.5%	1,351	24.8%
-------	-------	-------	-------

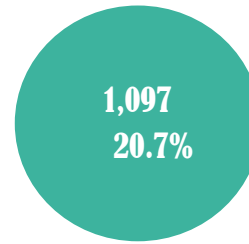
LEVEL 3

LEVEL 4

840	15.4%	235	4.3%
-----	-------	-----	------

BLACK OR AFRICAN AMERICAN

**PROFICIENT**



TOTAL TESTED: 5,296

LEVEL 1

LEVEL 2

2,852	53.9%	1,347	25.4%
-------	-------	-------	-------

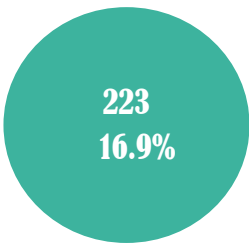
LEVEL 3

LEVEL 4

878	16.6%	219	4.1%
-----	-------	-----	------

HISPANIC OR LATINO

**PROFICIENT**



TOTAL TESTED: 1,316

LEVEL 1

LEVEL 2

778	59.1%	315	23.9%
-----	-------	-----	-------

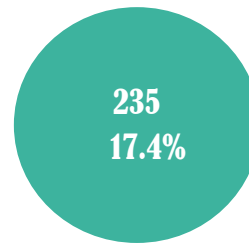
LEVEL 3

LEVEL 4

182	13.8%	41	3.1%
-----	-------	----	------

HISPANIC OR LATINO

**PROFICIENT**



TOTAL TESTED: 1,352

LEVEL 1

LEVEL 2

807	59.7%	310	22.9%
-----	-------	-----	-------

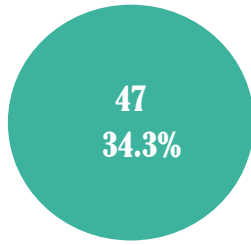
LEVEL 3

LEVEL 4

187	13.8%	48	3.6%
-----	-------	----	------

OTHER

**PROFICIENT**



TOTAL TESTED: 137

LEVEL 1

LEVEL 2

65	47.4%	25	18.2%
----	-------	----	-------

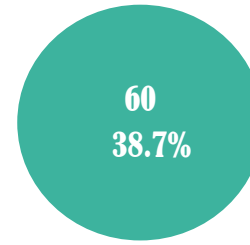
LEVEL 3

LEVEL 4

26	19.0%	21	15.3%
----	-------	----	-------

OTHER

**PROFICIENT**



TOTAL TESTED: 155

LEVEL 1

LEVEL 2

55	35.5%	40	25.8%
----	-------	----	-------

LEVEL 3

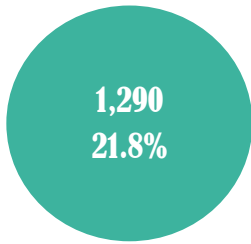
LEVEL 4

39	25.2%	21	13.5%
----	-------	----	-------

## OTHER GROUPS

GENERAL-EDUCATION STUDENTS

**PROFICIENT**



TOTAL TESTED: 5,904

LEVEL 1

LEVEL 2

3,054	51.7%	1,560	26.4%
-------	-------	-------	-------

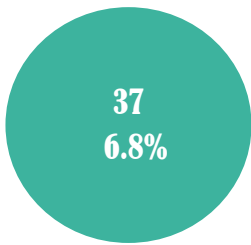
LEVEL 3

LEVEL 4

1,008	17.1%	282	4.8%
-------	-------	-----	------

STUDENTS WITH DISABILITIES

**PROFICIENT**



TOTAL TESTED: 543

LEVEL 1

LEVEL 2

434	79.9%	72	13.3%
-----	-------	----	-------

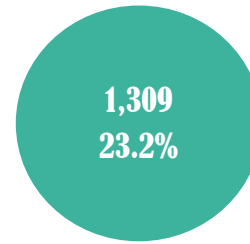
LEVEL 3

LEVEL 4

23	4.2%	14	2.6%
----	------	----	------

GENERAL-EDUCATION STUDENTS

**PROFICIENT**



TOTAL TESTED: 5,653

LEVEL 1

LEVEL 2

2,801	49.5%	1,543	27.3%
-------	-------	-------	-------

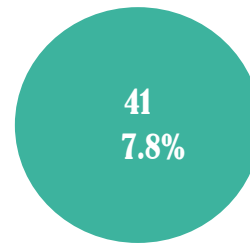
LEVEL 3

LEVEL 4

1,038	18.4%	271	4.8%
-------	-------	-----	------

STUDENTS WITH DISABILITIES

**PROFICIENT**



TOTAL TESTED: 523

LEVEL 1

LEVEL 2

426	81.5%	56	10.7%
-----	-------	----	-------

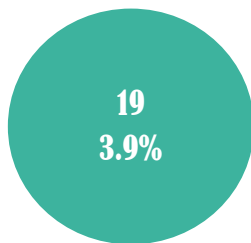
LEVEL 3

LEVEL 4

31	5.9%	10	1.9%
----	------	----	------

ENGLISH LANGUAGE LEARNERS

**PROFICIENT**



TOTAL TESTED: 493

LEVEL 1

LEVEL 2

412	83.6%	62	12.6%
-----	-------	----	-------

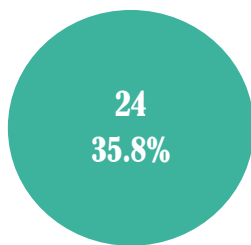
LEVEL 3

LEVEL 4

17	3.4%	2	0.4%
----	------	---	------

ALTERNATE ASSESSMENT

**PROFICIENT**



TOTAL TESTED: 67

LEVEL 1

LEVEL 2

24	35.8%	19	28.4%
----	-------	----	-------

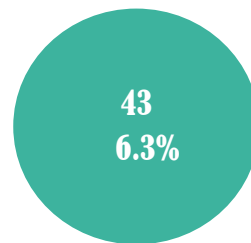
LEVEL 3

LEVEL 4

13	19.4%	11	16.4%
----	-------	----	-------

ENGLISH LANGUAGE LEARNERS

**PROFICIENT**



TOTAL TESTED: 678

LEVEL 1

LEVEL 2

533	78.6%	102	15.0%
-----	-------	-----	-------

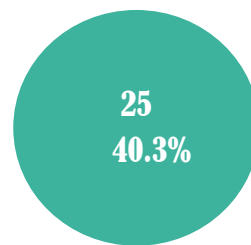
LEVEL 3

LEVEL 4

36	5.3%	7	1.0%
----	------	---	------

ALTERNATE ASSESSMENT

**PROFICIENT**



TOTAL TESTED: 75

LEVEL 1

LEVEL 2

26	41.9%	11	17.7%
----	-------	----	-------

LEVEL 3

LEVEL 4

16	25.8%	9	14.5%
----	-------	---	-------